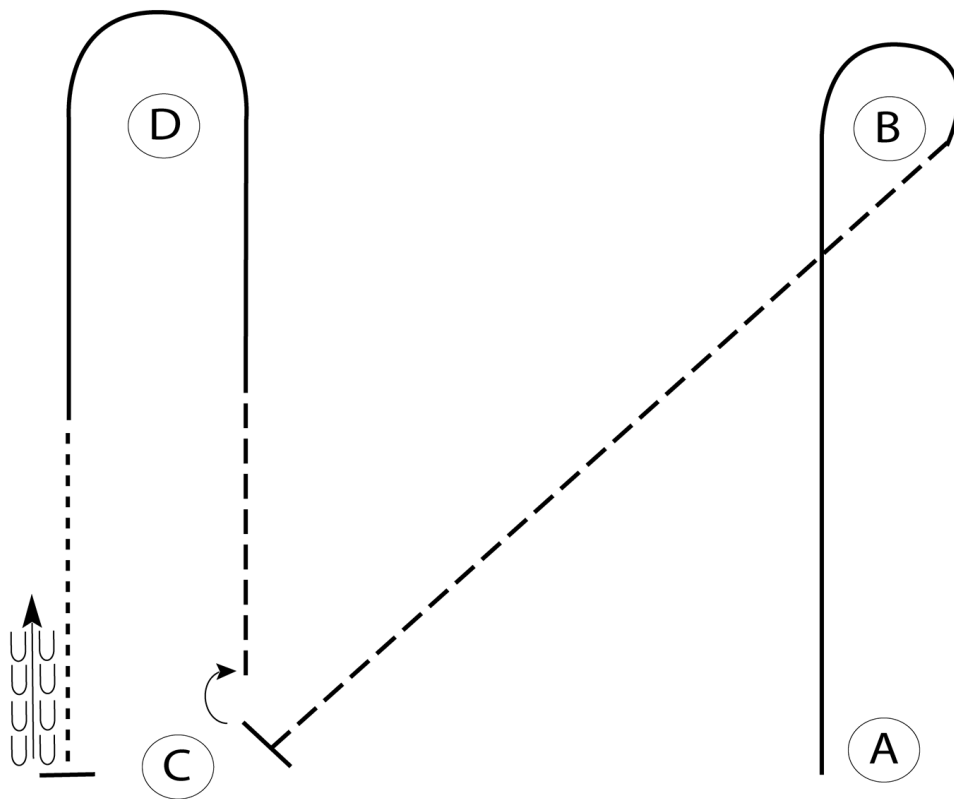


2018 American Royal Youth and Open Horse Show

Western Horsemanship (8-10 and 11-13)

Show Date: August 11-12, 2018



Be ready at A.

1. Lope on the right lead from A to and around B.
2. Jog from B to C.
3. Stop and perform a 90 degree turn to the right.
4. Jog halfway to D.
5. Lope on the left lead to and around D.
6. Halfway to C, break to a walk.
7. Stop at C and back approximately one horse length.

Follow the instructions of your ring steward.

Walk	-----
Jog	-----
Extended Jog	-----
Lope	=====
Leg Yield	
Lead Change	↙↘
Back	← ⏏ ⏏ ⏏
Marker	(B)
Sidepass	←-----→

[WH/1-71]

Pattern Provided by:
Tom McBeath

www.HorseShowPatterns.com

www.HorseShowPatterns.com

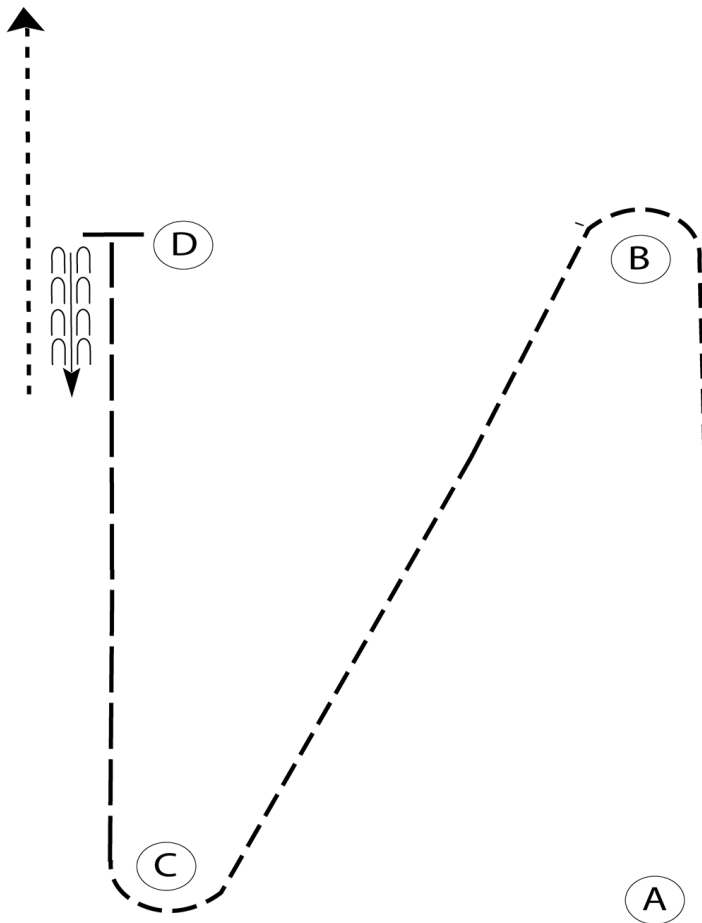
2018 American Royal Youth and Open Horse Show

Western Horsemanship (Novice) Walk Trot (8-18 and 19 and Over)

Show Date: August 11-12, 2018

w w w . H o r s e S h o w P a t t e r n s . c o m

w w w . H o r s e S h o w P a t t e r n s . c o m



Be ready at A.

1. Walk halfway to B.
2. Jog to and around B.
3. Continue to jog to and around C.
4. Jog to and around C.
5. Extend the jog from C to D.
6. Stop at D and back approximately one horse length
7. Exit at a walk.

Follow the instructions of your ring steward.

Walk	-----
Jog	-----
Extended Jog	-----
Lope	—————
Leg Yield	
Lead Change	—/—
Back	← c c c c
Marker	Ⓚ
Sidepass	←-----→

[WH/WT-66]

Pattern Provided by:

Tom McBeath

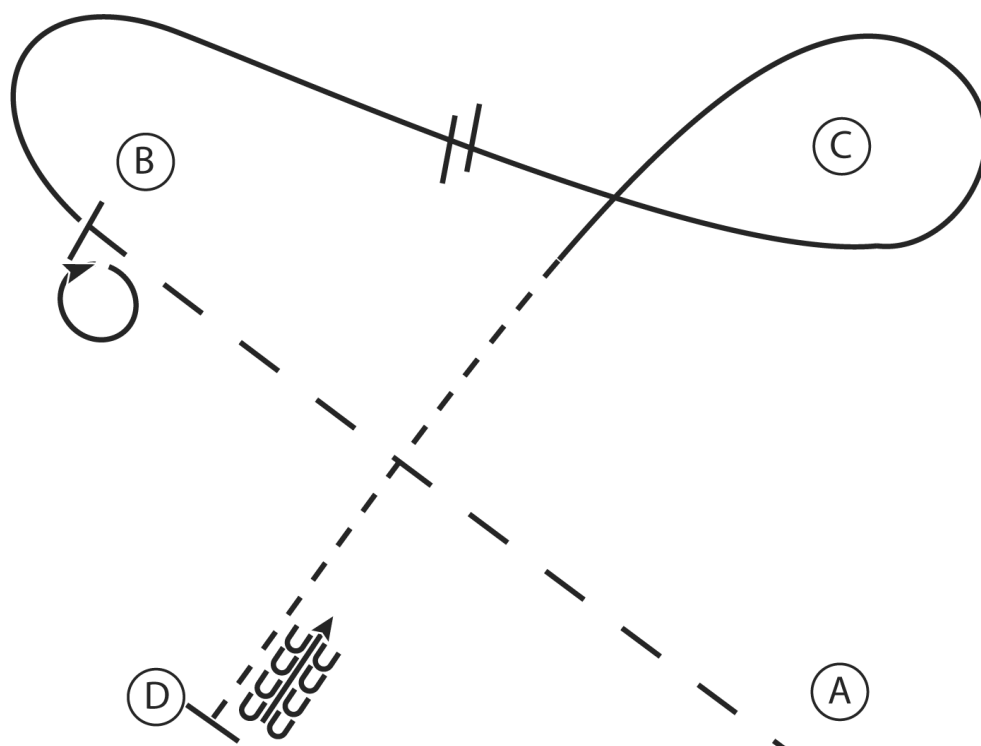
2018 American Royal Youth and Open Horse Show

Western Horsemanship Jackpot (8-18)

Show Date: August 11-12, 2018

w w w . H o r s e S h o w P a t t e r n s . c o m

w w w . H o r s e S h o w P a t t e r n s . c o m



1. Extend the jog A to B
2. Stop at B and perform a 360 degree turn to the right
3. Lope on the right lead around B
4. Half way between B and C change leads and continue to and around C
5. Jog halfway between C and D
6. At D stop and back

Walk
Jog	-----
Extended Jog	— — — — —
Lope	—————
Leg Yield	
Lead Change	↘
Back	←←←←←
Marker	⊙
Sidepass	←-----→

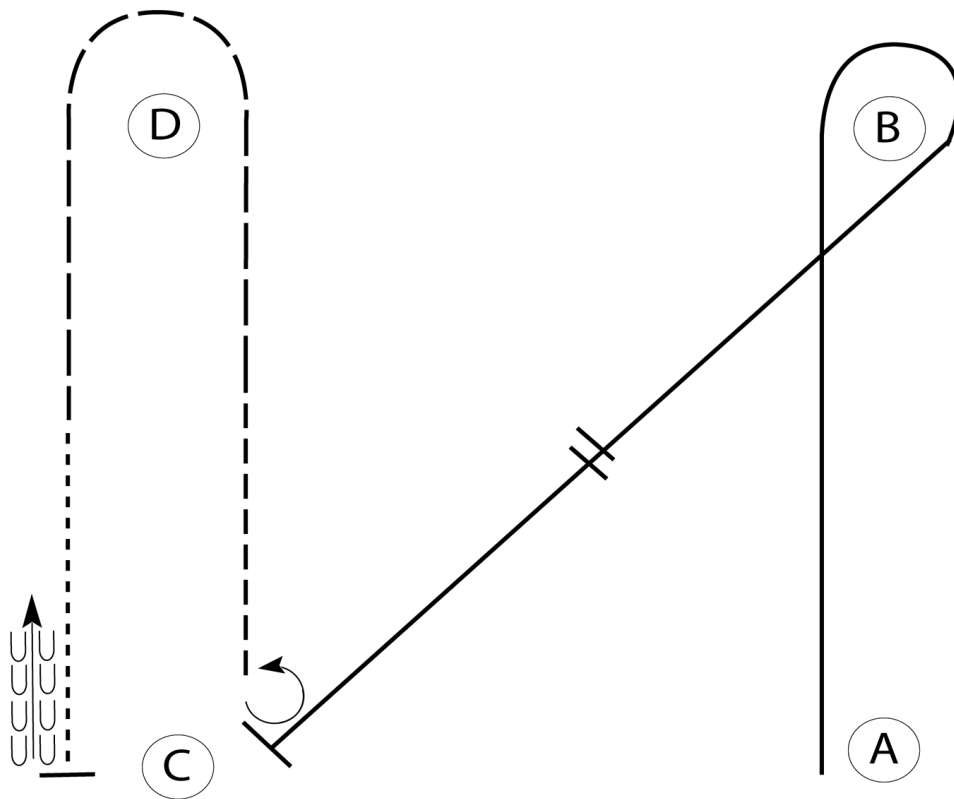
[WH/2-27]

Pattern Provided by:
Tom McBeath

2018 American Royal Youth and Open Horse Show

Western Horsemanship (14-18 and 19 and Over)

Show Date: August 11-12, 2018



Be ready at A.

1. Lope on the right lead from A to and around B.
2. Halfway to C, perform a simple lead change.
3. Lope to C.
4. Stop and perform a 270 degree turn to the left.
5. Jog halfway to D.
6. Extend the jog to and around D.
7. Halfway to C, break to a walk.
8. Stop at C and back approximately one horse length.

Follow the instructions of your ring steward.

Walk	-----
Jog	-----
Extended Jog	-----
Lope	—————
Leg Yield	
Lead Change	— / —
Back	← ⊂ ⊂ ⊂ ⊂ ⊂
Marker	⊙ B
Sidepass	← ----- →

[WH/2-71]

Pattern Provided by:
Tom McBeath

www.HorseShowPatterns.com

www.HorseShowPatterns.com

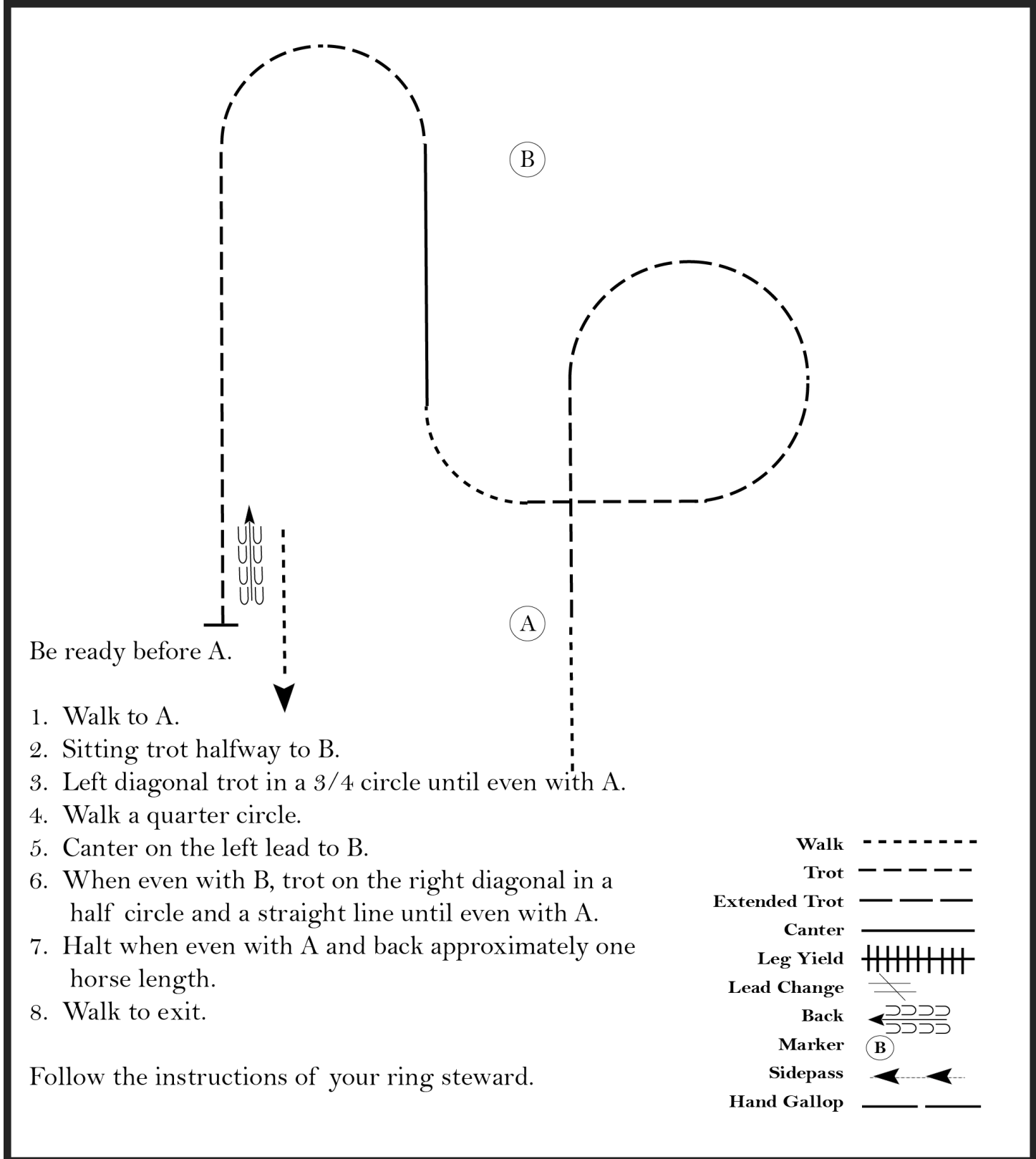
2018 American Royal Youth and Open Horse Show

Hunt Seat Equitation (8-10 and 11-13)

Show Date: August 11-12, 2018

w w w . H o r s e S h o w P a t t e r n s . c o m

w w w . H o r s e S h o w P a t t e r n s . c o m



Be ready before A.

1. Walk to A.
2. Sitting trot halfway to B.
3. Left diagonal trot in a 3/4 circle until even with A.
4. Walk a quarter circle.
5. Canter on the left lead to B.
6. When even with B, trot on the right diagonal in a half circle and a straight line until even with A.
7. Halt when even with A and back approximately one horse length.
8. Walk to exit.

Follow the instructions of your ring steward.

Walk	-----
Trot	- - - - -
Extended Trot	- - - - -
Canter	—————
Leg Yield	
Lead Change	↘ ↘ ↘
Back	← ← ←
Marker	(B)
Sidepass	← - - - - →
Hand Gallop	—————

[HSE/1-59]

Pattern Provided by:
Tom McBeath

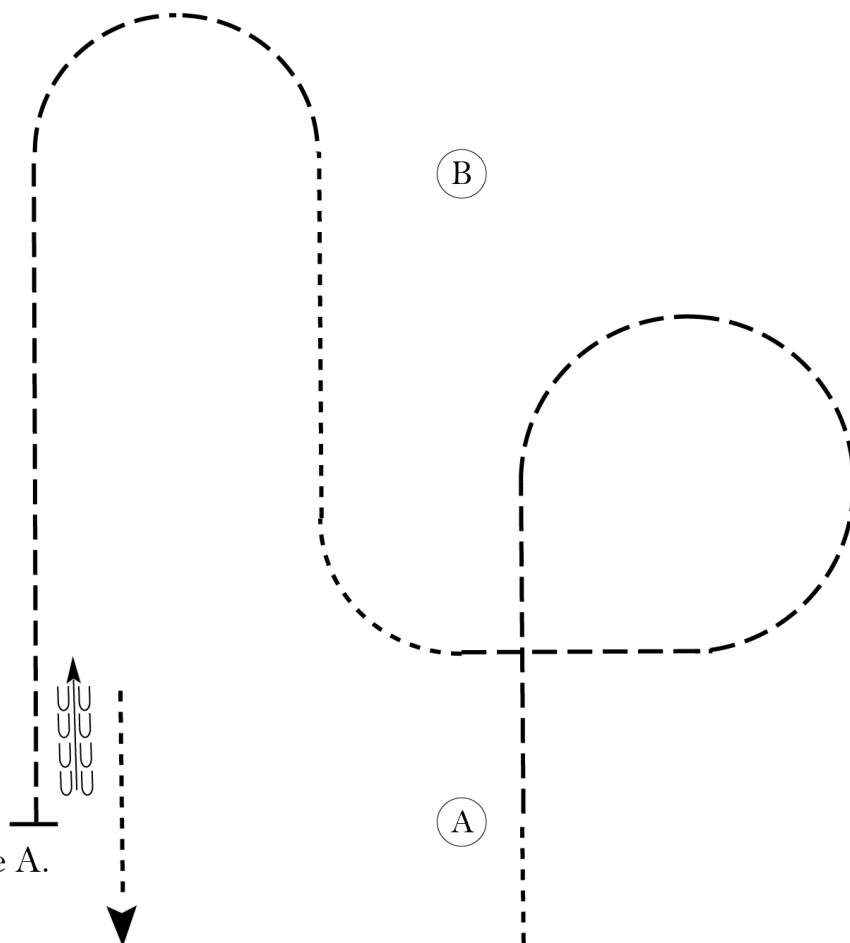
2018 American Royal Youth and Open Horse Show

English Equitation (Novice) Walk Trot (8-18 and 19 and Over)

Show Date: August 11-12, 2018

w w w . H o r s e S h o w P a t t e r n s . c o m

w w w . H o r s e S h o w P a t t e r n s . c o m



Be ready before A.

1. Walk to A.
2. Sitting trot halfway to B.
3. Left diagonal trot in a 3/4 circle until even with A.
4. Walk a quarter circle and in a line until even with B.
5. When even with B, trot on the right diagonal in a half circle and a straight line until even with A.
6. Halt when even with A and back approximately one horse length.
7. Walk to exit.

Follow the instructions of your ring steward.

Walk	-----
Trot	- - - - -
Extended Trot	— — — — —
Canter	—————
Leg Yield	
Lead Change	↖ ↗
Back	← ← ← ← ←
Marker	(B)
Sidepass	← — — — — →
Hand Gallop	—— — — — —

[HSE/WT-59]

Pattern Provided by:
Tom McBeath

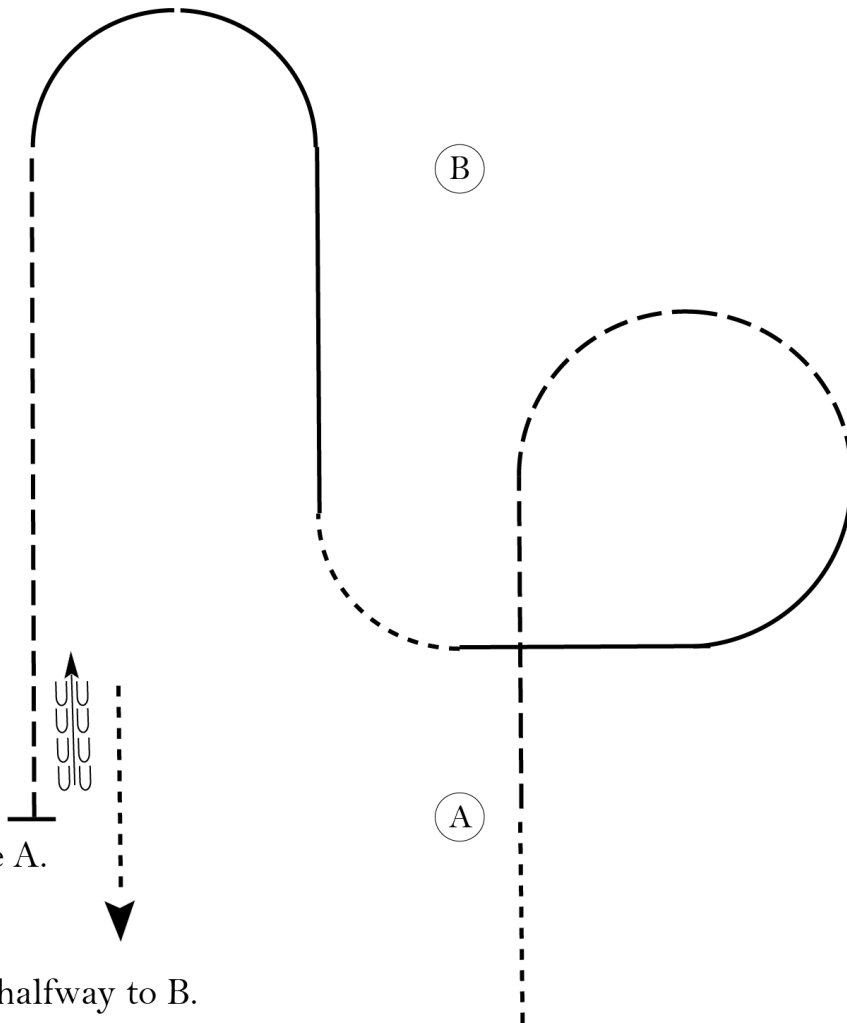
2018 American Royal Youth and Open Horse Show

Hunt Seat Equitation (14-18 and 19 and Over)

Show Date: August 11-12, 2018

www.HorseShowPatterns.com

www.HorseShowPatterns.com



Be ready before A.

1. Walk to A.
2. Sitting trot halfway to B.
3. Left diagonal trot in a half circle.
4. Canter on the right lead until even with A.
5. Walk a quarter circle.
6. Canter on the left lead to B and in a half circle as shown.
7. When even with B, trot on the right diagonal in a straight line until even with A.
8. Halt when even with A and back approximately one horse length.
9. Walk to exit.

Walk	-----
Trot	- - - - -
Extended Trot	-----
Canter	=====
Leg Yield	
Lead Change	↙ ↘
Back	← ← ← ← ←
Marker	(B)
Sidepass	← - - - - →
Hand Gallop	=====

Follow the instructions of your ring steward.

[HSE/3-59]

Pattern Provided by:
Tom McBeath

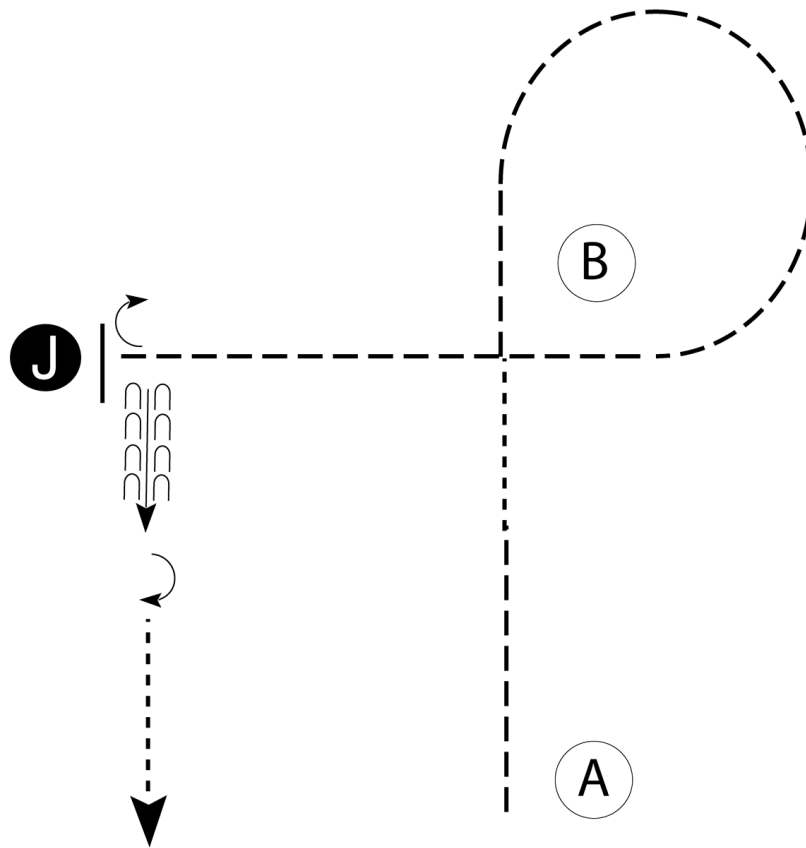
2018 American Royal Youth and Open Horse Show

Showmanship (14-18 and 19 and Over)

Show Date: August 11-12, 2018

w w w . H o r s e S h o w P a t t e r n s . c o m


w w w . H o r s e S h o w P a t t e r n s . c o m



Be ready at A.

1. Trot halfway to B.
2. Walk two horse lengths.
3. Trot to and around B as shown.
4. Trot to the judge. Stop and set up for inspection.
5. When dismissed, perform a 90 degree turn and back approximately 2 horse lengths.
6. Perform a 180 degree turn and walk straight away.

Follow the instructions of your ring steward.

Walk	-----
Trot	- - - - -
Back	← 
Marker	ⓑ
Judge	ⓐ

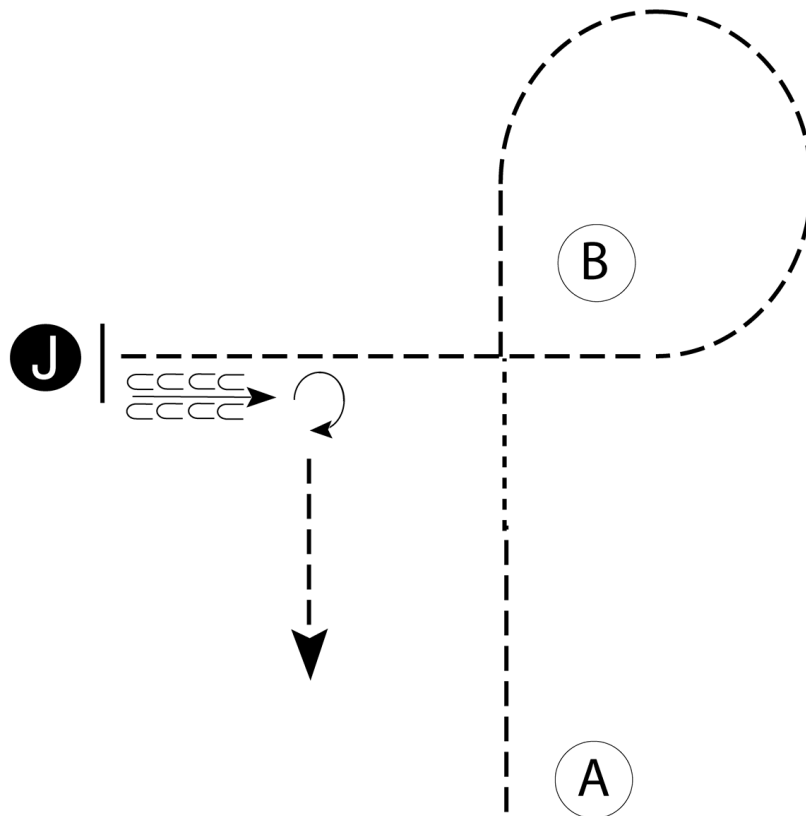
[S/2-78]

Pattern Provided by:
Tom McBeath

2018 American Royal Youth and Open Horse Show

Showmanship (8-10 and 11-13)

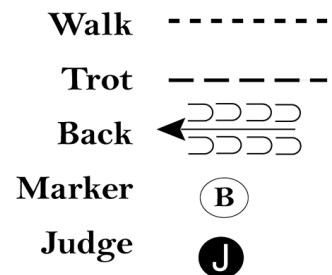
Show Date: August 11-12, 2018



Be ready at A.

1. Trot halfway to B.
2. Walk two horse lengths.
3. Trot to and around B as shown.
4. Trot to the judge. Stop and set up for inspection.
5. When dismissed, back approximately 2 horse lengths.
6. Perform a 270 degree turn and trot straight away.

Follow the instructions of your ring steward.



[S/1-78]

Pattern Provided by:
Tom McBeath

w w w . H o r s e S h o w P a t t e r n s . c o m

w w w . H o r s e S h o w P a t t e r n s . c o m

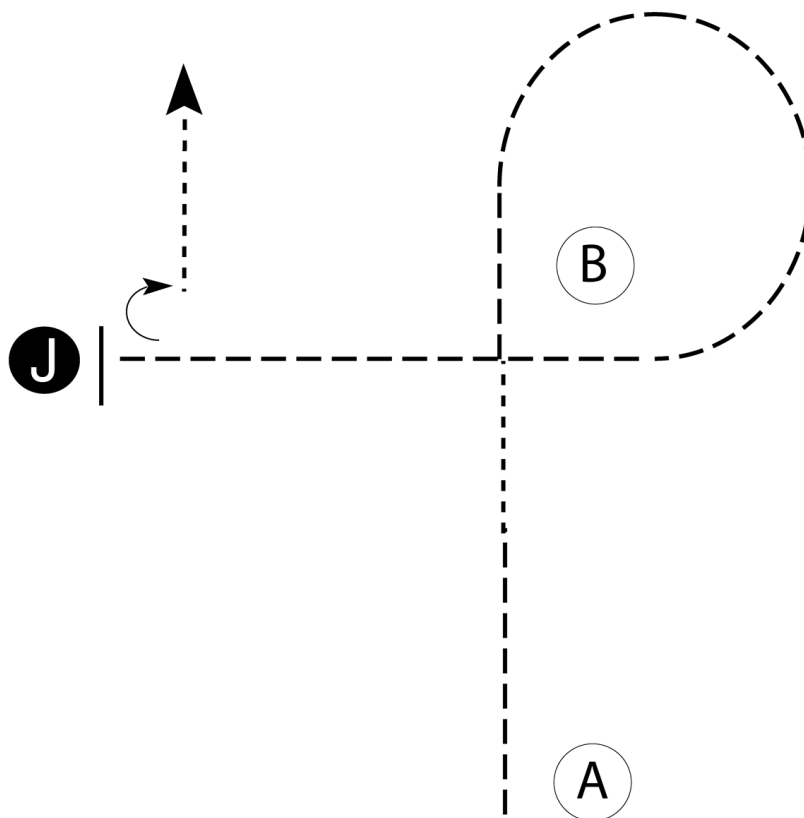
2018 American Royal Youth and Open Horse Show

Showmanship (Novice) Walk Trot (8-18 and 19 and Over)

Show Date: August 11-12, 2018

w w w . H o r s e S h o w P a t t e r n s . c o m

w w w . H o r s e S h o w P a t t e r n s . c o m



Be ready at A.

1. Trot halfway to B.
2. Walk two horse lengths.
3. Trot to and around B as shown.
4. Trot to the judge. Stop and set up for inspection.
5. When dismissed, perform a 90 degree turn and walk straight away.

Follow the instructions of your ring steward.

Walk	-----
Trot	- - - - -
Back	←
Marker	⊙ B
Judge	● J

[S/WT-78]

Pattern Provided by:
Tom McBeath